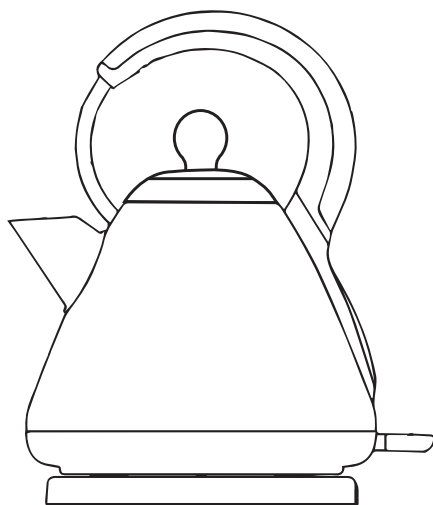


ELECTRIC JUG KETTLE



USER MANUAL

MK-17S26E2

CONTENT

IMPORTANT SAFEGUARDS.....	1
Brief introduction.....	5
Part Name	5
Technical Date of the Product.....	6
How to use.....	6
Cleaning	7

IMPORTANT NOTE: Please read the manual carefully before operating your product. Retain it for future reference.

IMPORTANT SAFEGUARDS

SAFETY PRECAUTIONS

1. Read carefully and save all the instructions.
2. For additional protection, we recommend the use of a power outlet with a rated current of 10A. To avoid circuit overload, do not operate another high wattage appliance on the same circuit.
3. Do not fill kettle when positioned on base, Dry the water on the bottom of the body before place it onto power base.
4. Never leave the appliance unattended when in use.
5. Close supervision is necessary when your appliance is being used near children or infirm persons.
6. Electric kettle must be operated on a flat surface. Do not place this appliance on or near a hot gas or electric burner or on the top of other electric appliances
7. Do not touch hot surfaces, use the handle. Be aware of steam being emitted from spout or lid especially during refilling. Do not remove lid during boiling cycle.
8. Do not use the kettle to heat anything other than water. Do not fill above the "max" indication. Do not operate kettle if water is below minimum.
9. Do not let the power cord hang over the edge of the table or touch hot surfaces. Always store excess portion of the power cord in the compartment of the base unit.
10. Do not immerse any part of the appliance in water or other liquid. Do not use your appliance with an extension cord unless this cord has been checked and tested by a qualified technician or service person. Always use your appliance from a power outlet of the voltage(A.C. only)marked on the appliance.
11. If the power cord is damaged, it must be changed by manufacturer or authorized persons.

IMPORTANT SAFEGUARDS

SAFETY PRECAUTIONS

NOTE: If the kettle is overfilled, boiling water may be ejected.
The kettle is only to be used with the stand provided.

WARNING: Do not switch on if there is a possibility that the water in the heater is frozen.

12. Always unplug from the plug socket when in following conditions:

No water in kettle Filling water Not in use Before cleaning or moving kettle.

13. Call our free customer assistance number for information or return to Midea Customer Service Department for examination and repair. Never repair the appliance by yourself.

WARNING: To reduce the risk of fire or electric shock , do not remove the bottom cover of the body or the power base by yourself.

14. Do not use a base unit other than the one supplied. The use of accessory attachments not recommended by the manufacturer may result in fire electrical shock or personal injury.
15. Do not insert any object into slots or holes of the kettle.
16. This appliance is for household use only. Do not use outdoors.
17. This appliance can be used by children aged from 8 years and above if they have been given supervision or instruction concerning use of the appliance in a safe way and if they understand the hazards involved. Cleaning and user maintenance shall not be made by children unless they are older than 8 and supervised. Keep the appliance and its cord out of reach of children aged less than 8 years.

IMPORTANT SAFEGUARDS

SAFETY PRECAUTIONS

18. This appliance is intended to be used in household and similar applications as:
 - Staff kitchen areas in shops, offices and other working environments;
 - Farm houses;
 - By clients in hotels, motels and other residential type environments;
 - Breakfast type environments.
19. WARNING: Do not remove the lid while the water is boiling.
20. CAUTION: Position the lid so that steam is directed away from the handle.
21. CAUTION: Insure that the appliance is switched off before removing it from its stand.
22. CAUTION: Be careful and avoid water spillage on connector.
23. Incorrectly use of appliance may cause serious burns, therefore, attention shall be taken.
24. Do not try to access into kettle's container, heating element surface ins subjected to residual heat after use.
25. Appliances can be used by persons with reduced physical, sensory or mental capabilities or lack of experience and knowledge if they have been given supervision or instruction concerning use of the appliance in a safe way and understand the hazards involved.
26. Children shall not play with the appliance.
27. Do not move while the kettle is switched on.
28. CAUTION: to prevent damage to the appliance do not use alkaline cleaning agents when cleaning, use a soft cloth and a mild detergent.

IMPORTANT SAFEGUARDS

SAFETY PRECAUTIONS

Children shall not play with the appliance



Do not dispose of electrical appliances as unsorted municipal waste, use separate collection facilities.



Contact your local government for information regarding the collection systems available.

If electrical appliances are disposed of in landfills or dumps, hazardous substances can leak into the groundwater and get into the food chain, damaging your health and well-being.

When replacing old appliances with new ones, the retailer is legally obligated to take back your old appliance for disposal at least for free of charge.

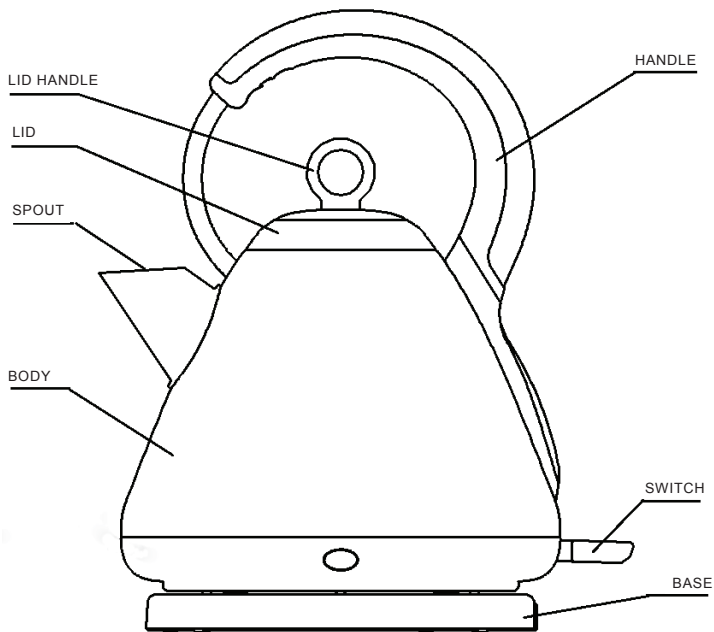
Please follow the above safety precautions

Brief introduction

Rational design, bring convenience and enjoyment to your life

1. Rapid boiling , save time and energy for you
2. Steam control to switch the kettle off after boiling
3. Automatically cut off for dry boil protection.
4. Easy read water gauge.
5. Thermostat of high quality.

Part Name



Technical Data of the Product

Model No.	Rated voltage	Rated power	Capacity	Dimensions	Weight
MK-17S26E2	220-240V~ 50/60Hz	1850-2200W	1.7L	298X256X210 mm	1.21kg

How to use

For the first time to use or no use for a long time, it is recommended that you fill to the maximum level mark with fresh tap water, boil and empty the kettle at least 2 times to clear kettle of any tiny particles. Do not drink such water.

1. Press the lid lock on the handle, and you can open it.
2. Remove the kettle from the base to the filling place. Fill the kettle with desired amount (no less than the minimum and no more than the maximum.) Put back the lid; place the kettle back on the base unit.
3. Connect the plug into a power outlet (220-240V, AC), switch the kettle on by pressing the switch. The light will illuminate to indicate the kettle is heating.
4. The kettle will automatically switch off once the water has boiled and the neon light goes off.
5. Lift the kettle from the base, and you can pour out the water into container.

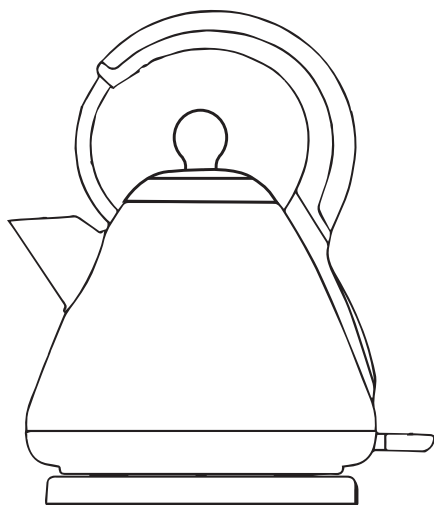
Note

To prolong the kettle's life, please clean the mineral deposits in the kettle regularly.

Always unplug from the plug socket and allow to cool down before cleaning. Do not use chemical, steel wool, or abrasive cleaners to clean the outside of the kettle, as these will scratch the surface and fade the outside color.

1. Fill the kettle with 0.5L white vinegar and the remainder with water and allow to stand for over 1 hours ;
2. Empty the solution from the kettle. Wipe off the deposits remained with damp cloth
3. Fill the kettle with clean water, bring to boil and then discard the water. Repeat and the kettle will be ready to use;
4. If necessary, repeat the operations above for several times;
5. Do not immerse into water. The surface of the kettle may be wiped over with a damp cloth and polished with a soft dry cloth.
6. Grasp the top of the scale filter and pull upwards to remove. Wash with clean water and dry thoroughly before replacing in the kettle.

电热水壶



用户手册 MK-17S26E2

目录

重要安全说明.....	1
部件名称.....	5
简要介绍.....	5
产品技术参数.....	6
使用方法.....	6
清洁.....	7

重要提示：在使用本产品之前，请仔细阅读手册。请妥善保管手册，以备将来查看。

重要安全说明

安全须知

- 1、请仔细阅读所有说明，并妥善保管。
- 2、出于安全目的，建议使用额定电流为10A的电源插座。为了避免电路过载，切勿在同一电路上使用另一个高功率电器。
- 3、当电水壶放在底座上时，切勿向水壶内注水。把水壶底部的水弄干，然后把它放在电源底座上。
- 4、使用时，切勿让电水壶处于无人看管状态。
- 5、当电水壶附近有儿童或身体虚弱的人时，应特别注意。
- 6、须在平面上使用电水壶。请勿将电水壶置于热煤气或电炉上或附近，或置于其他电器的顶部。
- 7、注意使用把手，切勿碰触灼热表面。注意从壶嘴或壶盖排出的蒸汽，特别是添水时。水沸腾时，禁止打开盖子。
- 8、禁止用电水壶加热水以外的任何物质。注水时，切勿超出“上限”指示。水量低于“下限”时，切勿启动热水壶加热。
- 9、请勿让电源线悬挂在桌子边缘或接触灼热表面。始终将电源线的多余部分存储在基座隔间中。
- 10、请勿将电水壶的任何部分浸入水中或其他液体中。禁止使用延长线，除非有合格的技术人员或服务人员对延长线进行检查和测试。务必按照设备上标有电压（仅限交流）的电源插座使用本产品。
- 11、如果电源线损坏，必须由制造商或授权人员更换。

重要安全说明

⚠ 安全须知

备注：

如果水壶内水量过多，可能会喷出沸水。

水壶只能和配套的底座一同使用。

警告：如果加热器中的水冻结，请勿通电。

12、在下列情况下，请务必拔下插头：

在清洗或移动水壶前，水壶内无水。

13、请拨打我们的免费客服电话查询信息或退货给美的客服部门进行检查维修。切勿自行修理电器。

警告：为了减少火灾或电击危险，请勿自行拆卸机身底盖或电源底座。

14、除所提供的底座外，切勿使用其他底座。使用非制造商推荐的配件可能导致火灾、触电或人身伤害。

15、切勿将任何物件插入水壶的槽或孔内。

16、本产品只供家用。禁止在户外使用。

17、如八岁或以上的儿童曾获监督或指导以安全的方式使用本产品，并了解有关的危险，则可使用本产品。八岁以下儿童在无人监督的状态下不得清洁和维护本产品。请将本产品及其电线放置在八岁以下儿童接触不到的地方。

18、本产品仅适用于家居及类似用途，例如：

——商店、办公室和其他工作环境的员工厨房区；

——农家；

——酒店、汽车旅馆和其他住宅类型环境；

——早餐类型环境。

重要安全说明

安全须知

- 19、警告：当水沸腾时，禁止打开盖子。
- 20、注意：放上盖子，这样蒸汽就会离开手柄，流向别处。
- 21、注意：在将产品从底座上取下之前，确保已切断电源。
- 22、注意：小心！避免水溢在连接器上。
- 23、产品使用不当可能会造成严重烧伤，应特别注意。
- 24、不要把手放入水壶容器内，因为使用后加热元件表面会受到余热的影响。
- 25、本产品适用于8岁及以上儿童。身体感观或心智慧力较弱或缺乏经验和知识的人员，须在接受安全使用本品的方法的监督或指导，并了解所涉及的危险后方可使用。儿童超过8岁或在成人监督下方可清洁和维护本产品。应将本产品及其电源线放置在8岁以下儿童接触不到的地方。
- 26、儿童不得将本产品作为玩具玩耍。
- 27、水壶在工作的时候不要从底座上移开。
- 28、警告:为防止损坏设备，清洁时不要使用碱性清洁剂，请使用软布和温和的清洁剂。

重要安全说明

⚠ 安全须知

处置方式



请勿将本产品作为未分类的城市垃圾处理。必须单独收集这些废物进行特殊处理。

有关可用的收集系统的信息，请与当地政府联系。

如果电器在填埋场或堆放处处理，有害物质会渗透到地下水中，会损害您的健康。使用新设备更换旧设备时，零售商有法律义务至少免费收回旧设备进行处理。

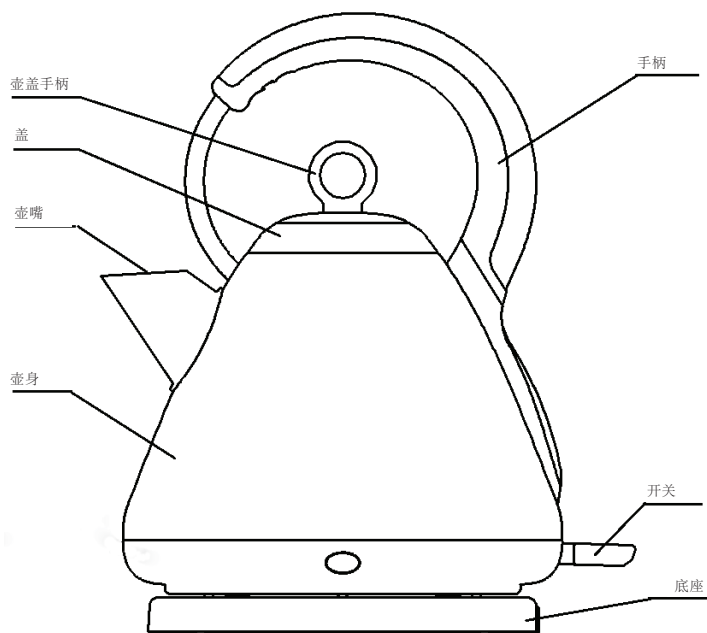
请遵守以上安全说明。

简要介绍

设计合理，给您的生活带来方便和享受。

1. 快速煮沸，为您节约时间和能源。
2. 蒸汽控制，煮沸后切断水壶电源
3. 自动断电，避免煮干。
4. 水位易读。
5. 高品质恒温器。

部件名称



产品技术参数

型号	额定电压	额定功率	容量	尺寸	重量
MK-17S26E2	220-240V~ 50/60Hz	1850-2200W	1.7L	298X256X210 mm	1.21千克

使用方法

第一次使用或长时间闲置时，建议您注入新鲜自来水至上限，煮沸，并将壶内的水倒空至少2次，以清除壶内的微小颗粒。这两次煮沸的水，请勿饮用。

- 1、按下手柄上的盖子锁，然后打开水壶。
- 2、把水壶从底座移到装水的地方。向水壶内注水（不低于下限也不高于上限）。
盖好盖子，然后把水壶放回底座上。
- 3、将插头插入电源插座（220-240V, AC），按下开关即让水壶通电。此时，灯亮，表示水壶正在加热。
- 4、一旦水煮沸并且灯熄灭，水壶将自动切断电源。
- 5、将水壶从底座上取下，然后将水倒入容器中。

清洁

注意

为了延长水壶的使用寿命，请定期清洗水壶内的矿物沉淀。

在清洗前，须将插头从插座上拔下，并等待水壶冷却后方可清洗。

切勿使用化学清洁剂、钢丝球或擦洗剂清洗水壶的外表面，因为上述清洁剂会划伤水壶的表面并使外表面褪色。

- 1、壶中倒入0.5升白醋并在剩余空间加水，静置1个多小时；
- 2、将水壶内的溶液倒出。用湿布擦掉剩余的沉淀物；
- 3、将水壶装满清水，烧开后把水倒掉。重复此步骤后即可使用；
- 4、如有需要，可重复上述操作若干次。
- 5、不要将水壶浸入水中。可以用湿布擦拭壶的表面并用柔软的干布擦拭。
- 6、抓住刻度篩檢程式的頂部向上拉出，用清水洗淨，徹底晾乾後再放回壺中。